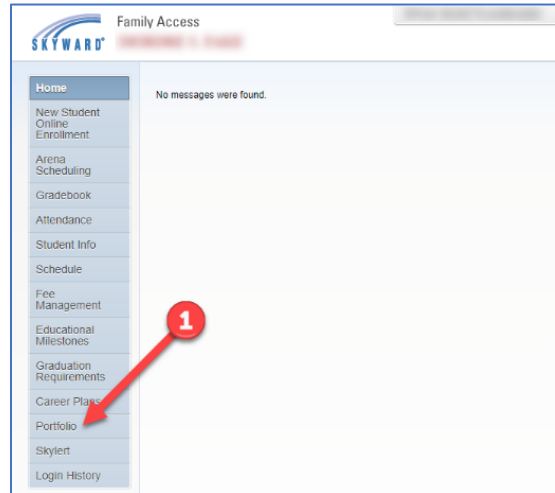


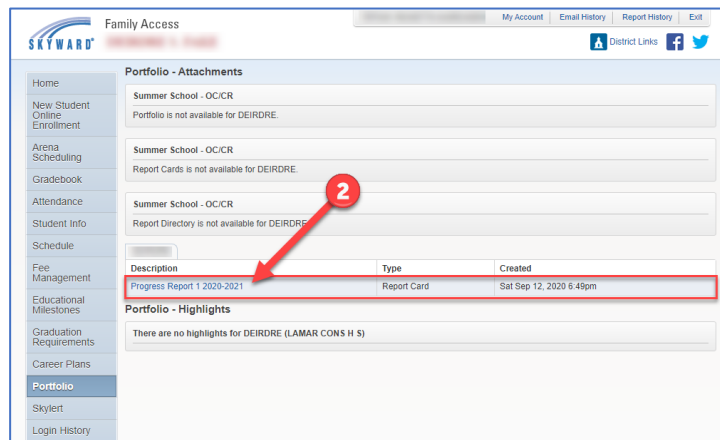
Viewing your Student's Progress Report/Report Card in Family Access

For information on how to access Skyward Family Access or how to access your guardian username or password, please visit <https://www.lcisid.org/students-parents/family-access>.

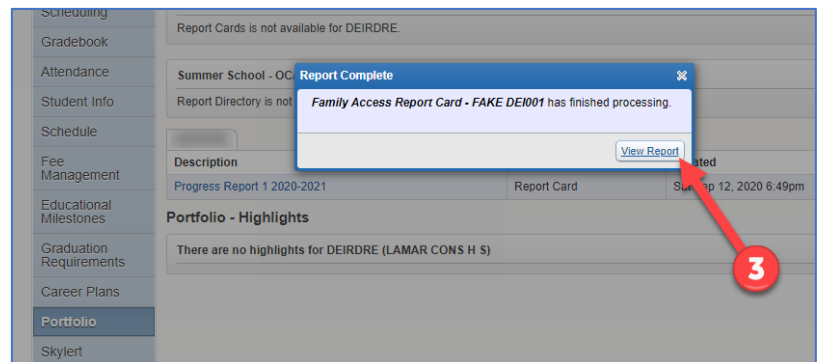
1. Login to the Skyward Family Access Center and click on the "Portfolio" menu option.



2. Click on the name of the progress report or report card that you would like to view.



3. Click "View Report" on the pop-up window.



4. Your student's progress report/report card will generate in a new window for you to view and print out.